

WELCOME!




Readers are Leaders

TUTORING PROGRAM
UNITED WAY OF KENOSHA COUNTY

The Groundwork

McKinley Tutoring Pilot Program

- Past 3 School Years
- 50 tutors the first year, 80 the third year
- Average of 45 students each year benefited from program



Readers Are Leaders Tutoring Program

Readers Are Leaders is an Early Grade Reading Initiative that helps children build the critical reading skills needed to succeed in school and life.



When Kids Can't Read, They Can't Succeed



Reading proficiency
by third grade is
the most important
predictor of high
school graduation
and career success.

IN KENOSHA UNIFIED, ONLY 25% OF STUDENTS IN
THIRD GRADE ARE READING AT THE
ADVANCED OR PROFICIENT LEVEL
ACCORDING TO 2017-18 FORWARD EXAM.

Challenges Related to Poverty

- Enter Kindergarten without basic literacy skills
 - Print exposure
 - Concepts of print
 - Alphabetic knowledge
 - Name writing
 - Phonological awareness
 - Language
 - Counting
- Enter Kindergarten behind more affluent peers and never catch up



The Purpose of Kindergarten Tutoring

**EARLY
INTERVENTION
IS KEY**

Thank You For Tutoring!



How Tutoring Works

- Time commitment is one hour per week
- Tutoring takes place Monday - Thursday
- Tutors work with the same student each week
- Each child has two tutors

Student Reading Level End of Year Goals

Kindergarten - Level D


First Grade - Level J

Second Grade - Level M

Third Grade - Level P



At this point in Kindergarten...



Early Emergent Readers

- Beginning to be aware that print carries meaning
- Developing letter knowledge (capital, lowercase, sounds)
- Developing a repertoire of "high frequency" words
- Developing one-to-one matching between written and spoken language
- Aware of punctuation
- Aware print is left to right and top to bottom
- Uses picture clues to understand text
- Makes connections between the text and self

A 30 Minute Reading Session

Length of Time	Activity
2 - 5 Minutes	Greeting and Relationship Building
8-10 Minutes	Tutor Reads Aloud to Student
8-10 Minutes	Sight Word Activity
8-10 Minutes	Student Reads to Tutor

Lesson Materials

- Books for Read Aloud
- Books for Student to Read
- Student Folder
 - Book log
 - Stickers
 - Sight Word Games
 - Comprehension Questions



Greeting and Relationship Building

- Practice greeting each other by name
- Use interest inventory as "ice-breaker" to find connections
- Great time to expand knowledge of outside world



Student Interest Inventory Form

The interest inventory is designed to help tutors learn about their student. It can be used to start a conversation. It is two sided so that each tutor has an opportunity to ask questions and record answers. You or the student can complete this. This sheet should stay in the student's folder for the entire school year.

Student Name: _____

The form consists of several colorful boxes and shapes containing questions and checkboxes:

- Blue box:** "What do you like best?"
 - When someone reads to you
 - When you read books with someone
 - When you read by yourself
- Red starburst:** "When is your birthday?"
- Red scroll:** "What do you like to do with your friends?"
- Red cylinder:** "What is your favorite book?"
- Grey box:** "Do you visit the library?"
 - Yes
 - No
- Orange box:** "What do you like to do at recess?"
- Red box:** "Do you like to read?"
 - Yes
 - No
- Blue cloud:** "How often do you read at home?"
 - Never/Rarely
 - 1 - 3 times per week
 - 4 - 7 times per week
- Blue arrow:** "What is your favorite food?"
- Blue wavy box:** "What would you like to be when you grow up?"
- Orange speech bubble:** "What do you do when you read a word that you do not know?"

Read Aloud

- Builds foundational skills
- Introduces vocabulary
- Models reading
- Builds love of books!
- Talk, discuss, and ask questions



it	is	you
on	a	the
in	to	and

Sight Word

Activity Choices:

- Go Fish
- ^x Concentration
- Dominoes

Sight Word Correction Routine

Student Reads to Tutor

- Encourage child to look at picture and first letter sound
- Encourage child to point to words as they read
- Ask questions like Does it Sound Right?, Does it Look Right?, or Does it Make Sense?
- Reread books
- Do picture walk for new books



Emergent Books


- Strong picture support
- Carefully controlled text
- Repetitive patterns
- Controlled, repeated vocabulary
- Natural language
- Large print
- Wide letter spacing
- Familiar concepts
- Limited text on a page





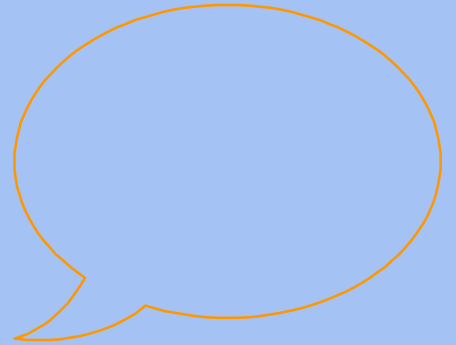
Developing Comprehension

- Have a conversation
- Stop and ask questions before, during and after the student reads
- use comprehension questions for ideas for questions



At The End Of The Session

- Say goodbyes until next time and send student back
- Fill out book log
- Return materials
- Complete online tutor log



Questions?

